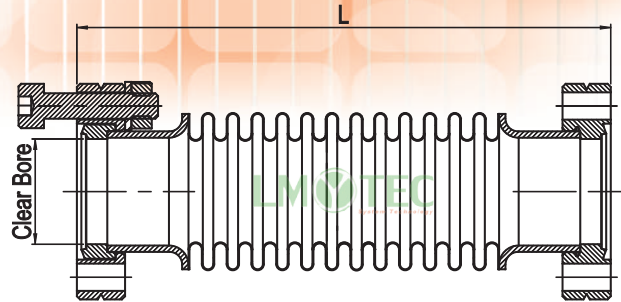




# FB-CF Flange Nut Type

Material : Flange : S.S 304 Bellows:S.S304



LMYTEC reserve the right to change the specification without notice

Unit:mm

Flange Size	Model No.	Clear Bore	L
CF 1.33"	LM S30010-NA	16	100
	LM S30020-NA	16	250
	LM H30010-NA	16	100
	LM H30020-NA	16	250
CF 2.75"	LM S31010-NA	34.8	100
	LM S31020-NA	34.8	250
	LM H31010-NA	34.8	100
	LM H31020-NA	34.8	250
CF 4.5"	LM S32010-NA	60.2	100
	LM S32020-NA	60.2	250
	LM H32010-NA	60.2	100
	LM H32020-NA	60.2	250
CF 6"	LM S33010-NA	97.3	100
	LM S33020-NA	97.3	250
	LM H33010-NA	97.3	100
	LM H33020-NA	97.3	250
CF 8"	LM S34010-NA	146.3	100
	LM S34020-NA	146.3	250
	LM H34010-NA	146.3	100
	LM H34020-NA	146.3	250

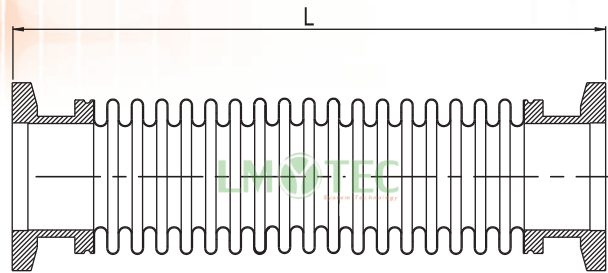
\* Soft FB (S) / Hard FB (H)





# FB-KF Flange Type

Material : Flange : S.S 304 Bellows:S.S304



LIMYTEC reserve the right to change the specification without notice

Unit:mm

Flange Size	Model No.	L
KF10	LM S10010-CA	100
	LM S10020-CA	250
	LM S10030-CA	500
	LM S10040-CA	1000
	LM S10050-CA	2000
	LM H10040-CA	1000
	LM H10050-CA	2000
KF16	LM S11010-CA	100
	LM S11020-CA	250
	LM S11030-CA	500
	LM S11040-CA	1000
	LM S11050-CA	2000
	LM H11040-CA	1000
	LM H11050-CA	2000
KF25	LM S12010-CA	100
	LM S12020-CA	250
	LM S12030-CA	500
	LM S12040-CA	1000
	LM S12050-CA	2000
	LM H12040-CA	1000
	LM H12050-CA	2000
KF40	LM S13010-CA	100
	LM S13020-CA	250
	LM S13030-CA	500
	LM S13040-CA	1000
	LM S13050-CA	2000
	LM H13040-CA	1000
	LM H13050-CA	2000
KF50	LM S14010-CA	100
	LM S14020-CA	250
	LM S14030-CA	500
	LM S14040-CA	1000
	LM S14050-CA	2000
	LM H14040-CA	1000
	LM H14050-CA	2000

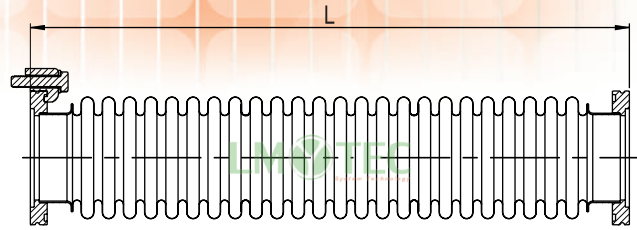
\* Soft FB (S) / Hard FB (H)





# FB-ISO Flange Clamp Type

Material : Flange : S.S 304 Bellows:S.S304



LIMYTEC reserve the right to change the specification without notice

Unit:mm

Flange Size	Model No.	L
ISO63	LM S20010-CA	100
	LM S20020-CA	250
	LM S20030-CA	500
	LM S20040-CA	1000
	LM S20050-CA	2000
	LM H20040-CA	1000
	LM H20050-CA	2000
ISO80	LM S21010-CA	100
	LM S21020-CA	250
	LM S21030-CA	500
	LM S21040-CA	1000
	LM S21050-CA	2000
	LM H21040-CA	1000
	LM H21050-CA	2000
ISO100	LM S22010-CA	100
	LM S22020-CA	250
	LM S22030-CA	500
	LM S22040-CA	1000
	LM S22050-CA	2000
	LM H22040-CA	1000
	LM H22050-CA	2000
ISO160	LM S23010-CA	100
	LM S23020-CA	250
	LM S23030-CA	500
	LM S23040-CA	1000
	LM S23050-CA	2000
	LM H23040-CA	1000
	LM H23050-CA	2000

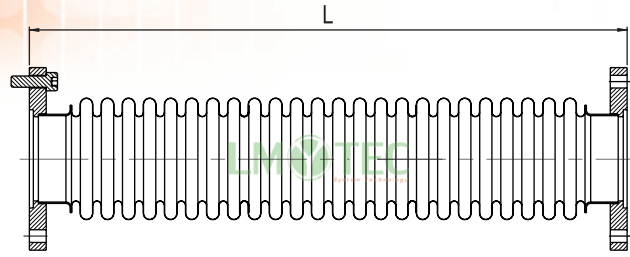
\* Soft FB (S) / Hard FB (H)





# FB-ISO Flange Screw Type

Material : Flange : S.S 304 Bellows : S.S304



LIMYTEC reserve the right to change the specification without notice

Unit:mm

Flange Size	Model No.	L
ISO63	LM S20010-BA	100
	LM S20020-BA	250
	LM S20030-BA	500
	LM S20040-BA	1000
	LM S20050-BA	2000
	LM H20040-BA	1000
	LM H20050-BA	2000
ISO80	LM S21010-BA	100
	LM S21020-BA	250
	LM S21030-BA	500
	LM S21040-BA	1000
	LM S21050-BA	2000
	LM H21040-BA	1000
	LM H21050-BA	2000
ISO100	LM S22010-BA	100
	LM S22020-BA	250
	LM S22030-BA	500
	LM S22040-BA	1000
	LM S22050-BA	2000
	LM H22040-BA	1000
	LM H22050-BA	2000
ISO160	LM S23010-BA	100
	LM S23020-BA	250
	LM S23030-BA	500
	LM S23040-BA	1000
	LM S23050-BA	2000
	LM H23040-BA	1000
	LM H23050-BA	2000

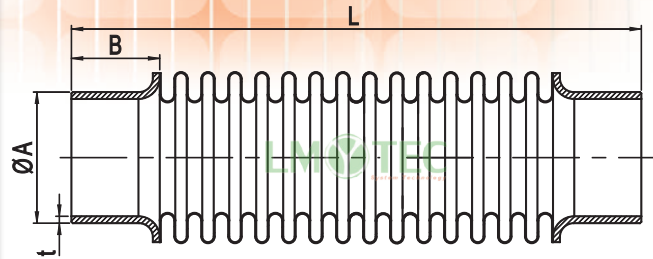
\* Soft FB (S) / Hard FB (H)





# FB-Tube End Type

Material : Flange : S.S 304 Bellows : S.S304



LIMYTEC reserve the right to change the specification without notice

Unit:mm

Bellows Size	Model No.	ØA	t	B	L	Bellows ID	Bellows OD
CFB16A	LM S50010-A	19(3/4")	0.9	12.7	100	16	24.8
	LM S50020-A	19(3/4")	0.9	12.7	250	16	24.8
	LM H50010-A	19(3/4")	0.9	12.7	100	16	24.8
	LM H50020-A	19(3/4")	0.9	12.7	250	16	24.8
CFB40A	LM S51010-A	38.1(1-1/2")	1	19	100	37.8	54
	LM S51020-A	38.1(1-1/2")	1	19	250	37.8	54
	LM H51010-A	38.1(1-1/2")	1	19	100	37.8	54
	LM H51020-A	38.1(1-1/2")	1	19	250	37.8	54
CFB65A	LM S52010-A	63.5(2-1/2")	1	19	100	66	86.5
	LM S52020-A	63.5(2-1/2")	1	19	250	66	86.5
	LM H52010-A	63.5(2-1/2")	1	19	100	66	86.5
	LM H52020-A	63.5(2-1/2")	1	19	250	66	86.5
CFB100A	LM S54010-A	101.6(4")	1.5	25.4	100	100.3	126.5
	LM S54020-A	101.6(4")	1.5	25.4	250	100.3	126.5
	LM H54010-A	101.6(4")	1.5	25.4	100	100.3	126.5
	LM H54020-A	101.6(4")	1.5	25.4	250	100.3	126.5
CFB150A	LM S55010-A	152.4(6")	2	31.75	100	148.8	175.5
	LM S55020-A	152.4(6")	2	31.75	250	148.8	175.5
	LM H55010-A	152.4(6")	2	31.75	100	148.8	175.5
	LM H55020-A	152.4(6")	2	31.75	250	148.8	175.5

\* Soft FB (S) / Hard FB (H)

